


MULTILAYER FERRITE CHIP BEADS for High Speed Signals Use



Features

- Exhibiting high impedance with sharp increase at high speed signal frequencies with minimal diminishing the desired wave form.
- Suitable for flow and reflow soldering
- Available in 4 sizes

Applications

- High speed circuits for computer & peripheral equipments and communication devices.
- Cellular phone
- Suitable for circuits with unstable ground

Standard electrical specifications

Part Number	Test Frequency (MHz)	Impedance ($\Omega \pm 25\%$)	DC Resistance (Ω) max.	Rated current (mA) max.
CB02YTQ N0 60	100	6	0.10	300
CB02YTQ N1 00	100	10	0.20	200
CB02YTQ N4 00	100	40	0.40	150
CB02YTQ N8 00	100	80	0.60	100
CB02YTQ N1 21	100	120	0.80	50
CB03YTQ N0 60	100	6	0.05	500
CB03YTQ N1 00	100	10	0.07	400
CB03YTQ N4 00	100	40	0.30	300
CB03YTQ N6 00	100	60	0.30	300
CB03YTQ N8 00	100	80	0.40	300
CB03YTQ N1 21	100	120	0.40	300
CB03YTQ N2 41	100	240	0.40	200
CB03YTQ N3 01	100	300	0.50	200
CB03YTQ N4 81	100	480	0.60	150
CB03YTQ N6 01	100	600	0.60	100
CB03YTQ N1 02	100	1000	0.70	100
CB03YTQ N1 22	100	1200	0.70	100
CB03YTQ N1 52	100	1500	0.80	100
CB03YTQ N1 82	100	1800	0.95	100
CB05YTQ N0 60	100	6	0.07	800
CB05YTQ N1 10	100	11	0.10	700
CB05YTQ N2 60	100	26	0.20	600
CB05YTQ N3 20	100	32	0.20	600
CB05YTQ N6 00	100	60	0.30	500
CB05YTQ N7 50	100	75	0.30	500
CB05YTQ N9 00	100	90	0.30	500
CB05YTQ N1 21	100	120	0.40	400
CB05YTQ N1 51	100	150	0.40	400
CB05YTQ N1 71	100	170	0.50	400
CB05YTQ N2 21	100	220	0.50	300
CB05YTQ N3 01	100	300	0.50	300
CB05YTQ N4 01	100	400	0.50	300
CB05YTQ N5 01	100	500	0.50	200
CB05YTQ N6 01	100	600	0.50	200
CB05YTQ N1 02	100	1000	0.60	100
CB05YTQ N1 22	100	1200	0.70	100
CB05YTQ N1 52	100	1500	0.70	100
CB05YTQ N2 22	100	2200	0.75	100
CB05YTQ N2 72	100	2700	0.85	100

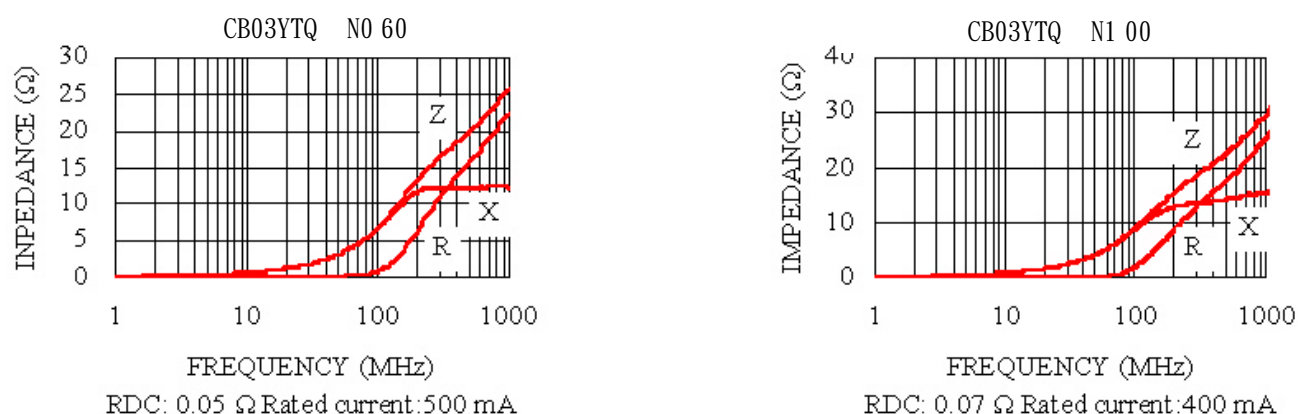
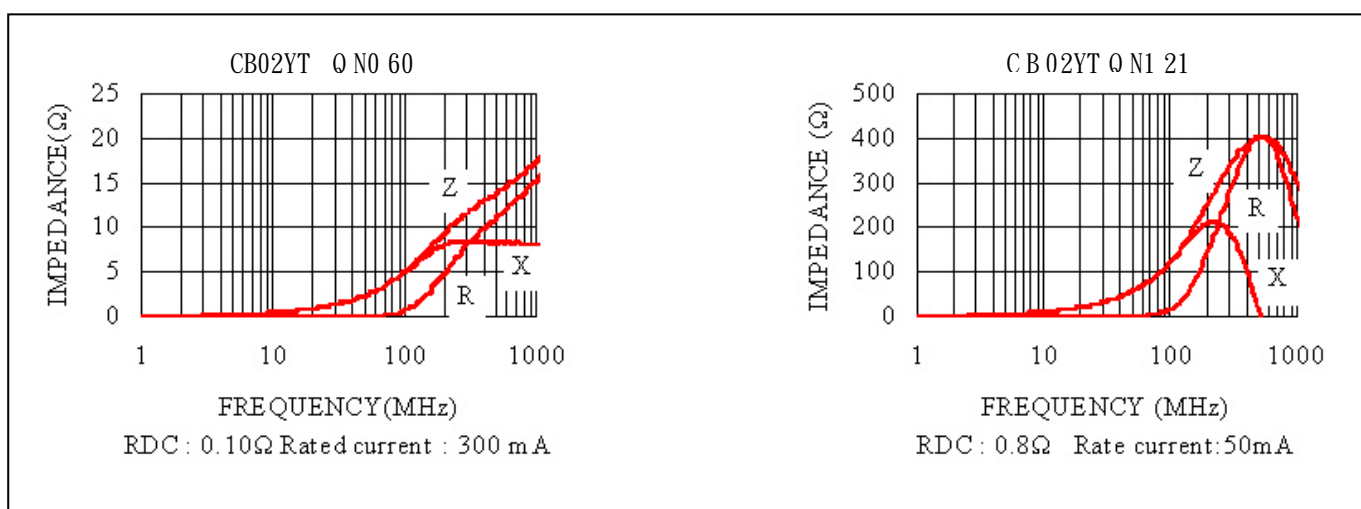


MULTILAYER FERRITE CHIP BEADS for High Speed Signals Use

Standard electrical specifications

Part Number	Test Frequency (MHz)	Impedance ($\Omega \pm 25\%$)	DC Resistance (Ω) max.	Rated current (mA) max.
CB04YTQ N3 20	100	32	0.20	600
CB04YTQ N6 00	100	60	0.30	500
CB04YTQ N8 00	100	80	0.30	500
CB04YTQ N9 00	100	90	0.30	500
CB04YTQ N1 21	100	120	0.40	400
CB04YTQ N1 51	100	150	0.40	400
CB04YTQ N2 01	100	200	0.50	300
CB04YTQ N2 21	100	220	0.50	300
CB04YTQ N3 51	100	350	0.60	300
CB04YTQ N4 01	100	400	0.60	300
CB04YTQ N6 01	100	600	0.80	300
CB04YTQ N1 22	100	1200	1.00	200
CB04YTQ N1 52	100	1500	1.20	150

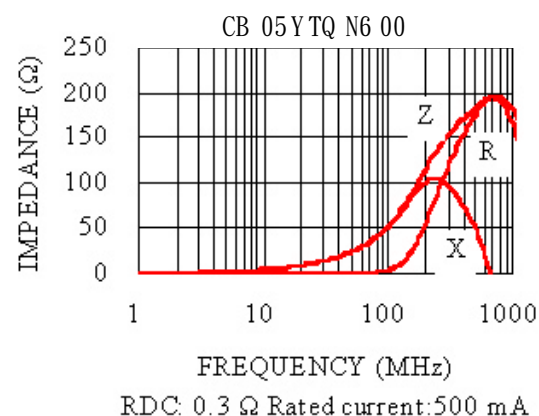
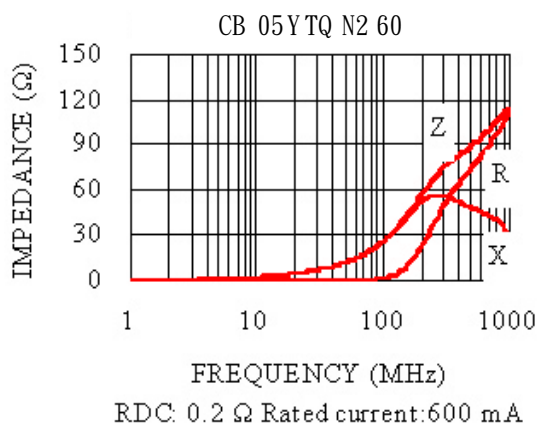
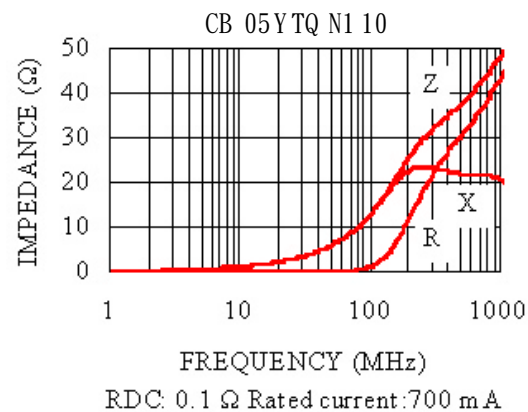
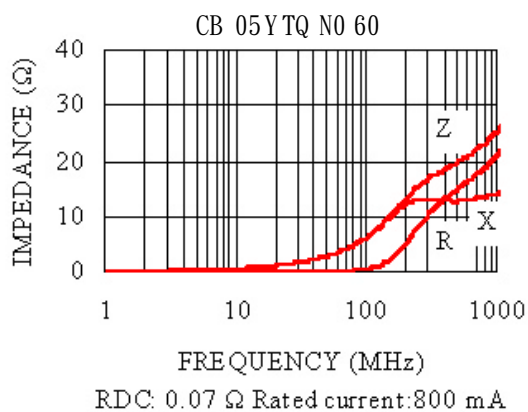
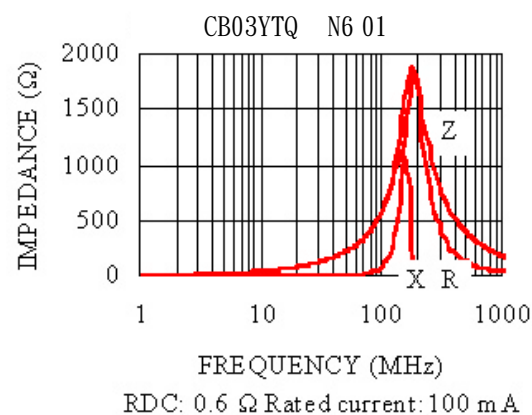
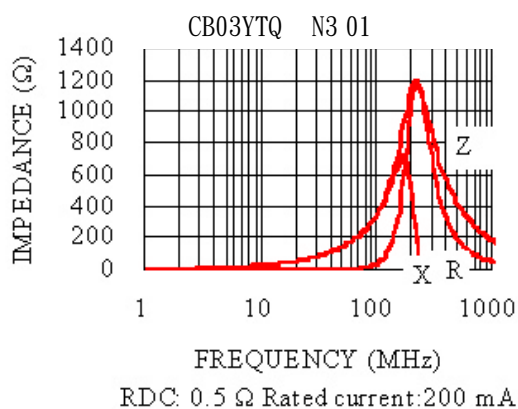
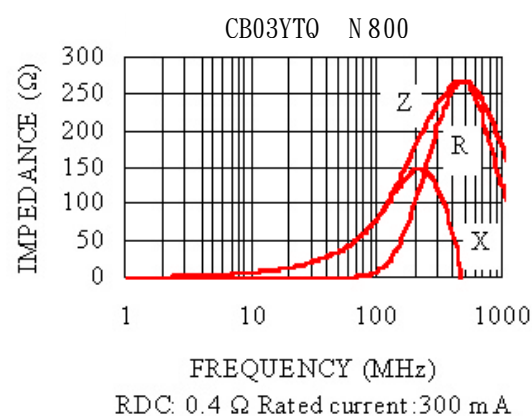
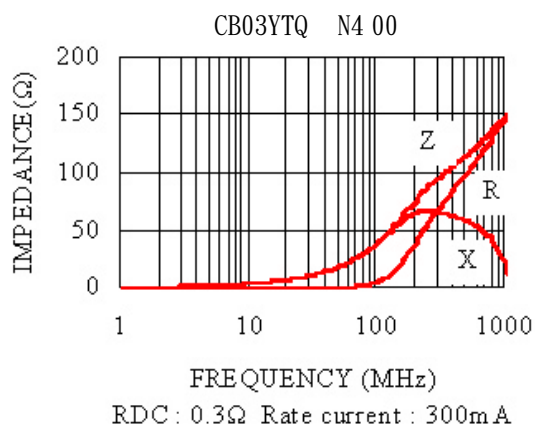
Test Instruments : HP4291A Impedance / Material Analyzer





MULTILAYER FERRITE CHIP BEADS for High Speed Signals Use

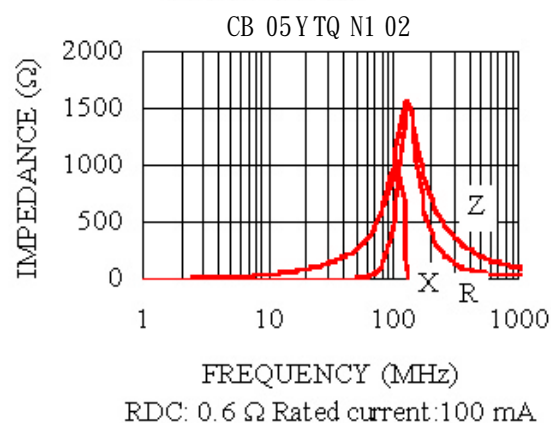
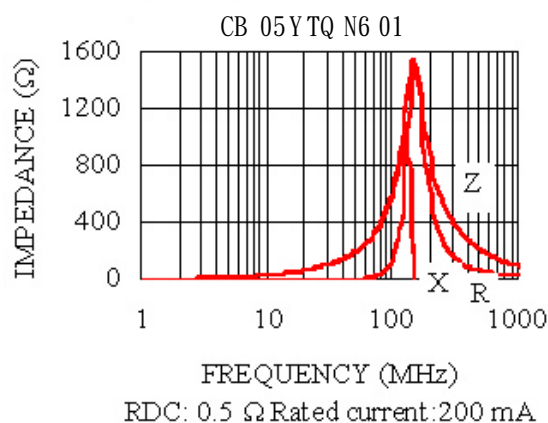
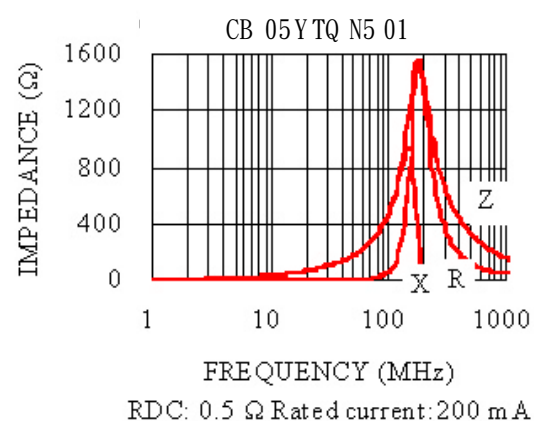
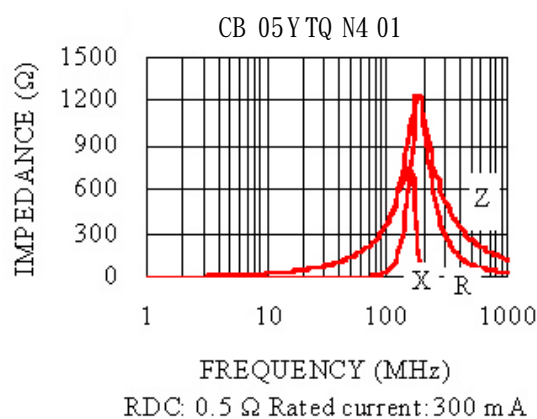
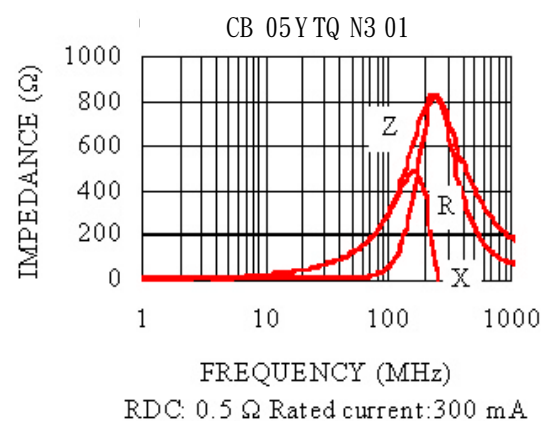
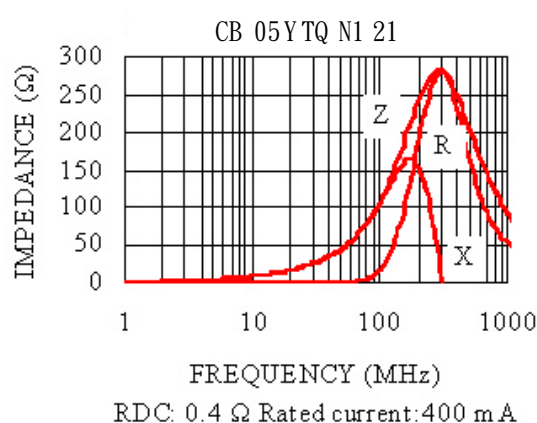
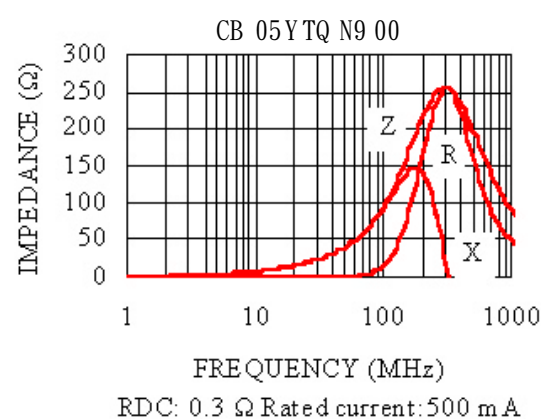
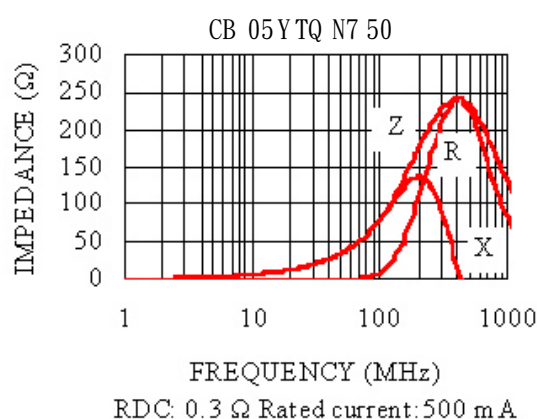
Test Instruments : HP4291A Impedance / Material Analyzer





MULTILAYER FERRITE CHIP BEADS for High Speed Signals Use

Test Instruments : HP4291A Impedance / Material Analyzer





MULTILAYER FERRITE CHIP BEADS for High Speed Signals Use

Test Instruments : HP4291A Impedance / Material Analyzer

