


TO-220 Power Resistors- TR30



Features:

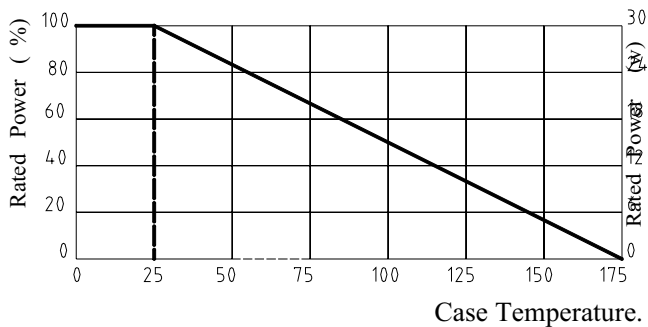
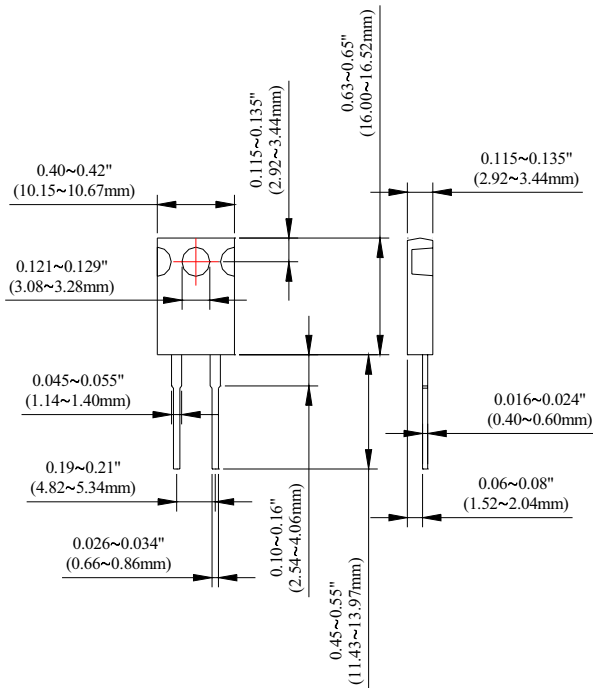
- 30 Watt at 25°C Case Temperature Heat Sink Mounted
- TO-220 Style Power Package
- Single Screw Mounting to Heat Sink.
- Molded Case for Protection and Easy to Mount.
- Isolated Case.
- Non Inductive.

Applications:

- Gate Resistors in Power Supplies.
- Snubbers.
- Load and Dumping Resistors in CRT Monitors.
- Terminal Resistance in RF Power Amplifiers.
- Voltage Regulation.
- Low Energy Pulse Loading.
- UPS

Dimensions:

*



Ordering Information:

TR 30 J T 1001

(1) (2) (3) (4) (5)

- (1)Type: TR=TO-220 Power Resistors
- (2)Power : 30=30 Watts
- (3)Tolerance: D=0.5%, F=1%,G=2%,J=5%, K=10%
- (4) Packaging Style: T=Tube
- (5) Resistance:0R10=0.1Ω, 0100=10Ω,4700=470Ω, 1001 =1KΩ,1002=10KΩ

Electrical Characteristics Specifications:

Resistance Range	Resistance Tolerance	TCR (PPM/°C)
0.05Ω~10Ω	±1.00% ±2.00% ±5.00% ±10.0%	±100
* 11Ω~10KΩ		±50

*Viking is Capable of Manufacturing the Following Options Based on Customer's Requirement.:

- Operating Voltage:350V Max.
- Dielectric Strength: 1500VAC
- Insulation Resistance: 10GΩmin.
- Working Temperature Range:-55°C to +175°C
- Resistance Value <1Ωis Available

Environmental Characteristics:

Test Item	Specification	Test Method
Temperature Coefficient of Resistance	10Ω and above, ±50ppm/°C 1Ω and 10Ω,(± 100ppm+0.002Ω)/°C	Referenced to 25°C, ΔR taken at +105°C
Short Time Overload	ΔR± (0.3% + 0.001Ω) max.	2 times rated power with applied voltage not to exceed 1.5 times maximum continuous operating voltage for 5 seconds,
Load Life	ΔR ± (1.0% +0.001Ω).	MIL–R–39009, 2,000 hours at rated power.
Moisture Resistance	ΔR± (0.5% + 0.001Ω) max.	MIL–STD–202, Method 106,
Thermal Shock	ΔR ± (0.3% + 0.001Ω) max.	MIL–STD–202, Method 107, Cond. F,
Terminal Strength	ΔR ± (0.2% +0.001Ω) max.	MIL–STD–202, Method 211, Cond. A (Pull Test) 2.4N,
Vibration, High Frequency	ΔR ± (0.2% + 0.001Ω) max.	MIL–STD–202, Method 204, Cond. D,

- Lead Material: Tinned Copper.
- Maximum Torque: 0.9 Nm.
- Derating (Thermal Resistance): 0.144W/°K (6.94K/W).
- When in Free Air at 25°C, the TR30 is Rated for 2.25W.
- Derating for Temp. Above 25°C is 0.018W/°K.
- The Case Temperature is to be used for the Definition of the Applied Power Limit.
- The Case Temperature Measurement Must be Made with a Thermocouple Contacting the Center of the Component Mounted on the Designed Heat Sink.
- Thermal Grease Should be Applied Properly.

