


TO-220 Power Resistors- TR35



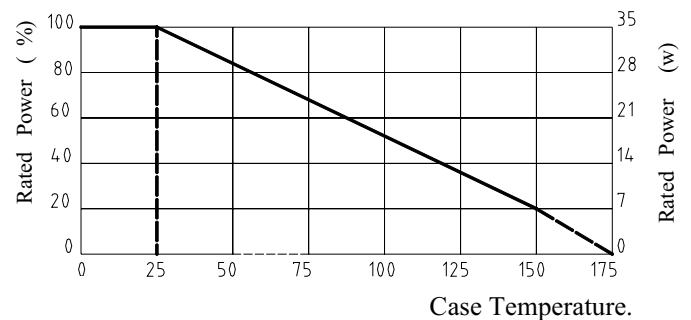
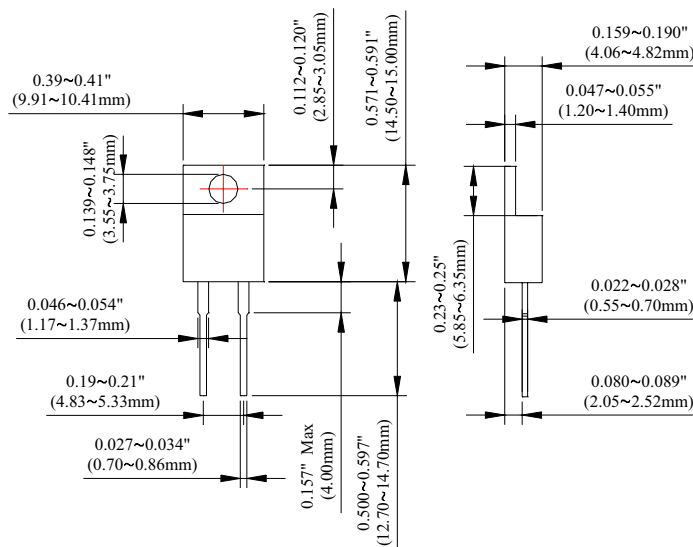
Features:

- 35 Watt @ 25°C Case Temperature Heat Sink Mounted.
- TO-220 Style Power Package.
- Single Screw Mounting to Heat Sink.
- Low Thermal Resistance to Heat Sink @ $R_{th} < 4.28 \text{ }^{\circ}\text{K/W}$.
- Molded Case for Protection and Easy to Mount.
- Isolated Case.
- Non Inductive.

Applications:

- Switching Power Supplies.
- Snubbers Circuits.
- Automated Machine Controller.
- RF Power Amplifiers.
- Low Energy Pulse Loading.
- UPS.
- Voltage Regulation.

Dimensions:



Ordering Information:

TR 35 J T 1001

(1) (2) (3) (4) (5)

(1)Type: TR=TO-220 Power Resistors

(2)Power : 35=35 Watts

(3)Tolerance: D=0.5%, F=1%, G=2%, J=5%, K=10%

(4) Packaging style: T=Tube

(5) Resistance: 0R10=0.1Ω, 0100=10Ω, 4700=470Ω, 1001 =1KΩ, 1002=10KΩ

Electrical Characteristics Specifications:

Resistance Range	Resistance Tolerance	TCR (PPM/°C)
0.05Ω~10Ω	±1.00% ±2.00% ±5.00% ±10.0%	±100
* 11Ω~10KΩ		±50

* Viking is Capable of Manufacturing the Following Options Based on Customer's Requirement:

- Operating Voltage:350V Max.
- Dielectric Strength: 1800VAC
- Insulation Resistance: 10GΩmin.
- Working Temperature Range:-55°C to +175°C
- Resistance Value < 1Ω is Available

Environmental Characteristics:

Test Item	Specification	Test Method
Temperature Coefficient of Resistance	10Ω and above, ±50ppm/°C 1Ω and 10Ω, (± 100ppm+0.002Ω)/°C	Referenced to 25°C, ΔR taken at +105°C
Short Time Overload	ΔR± (0.3% + 0.01Ω) max.	2 times rated power with applied voltage not to exceed 1.5 times maximum continuous operating voltage for 5 seconds,
Load Life	ΔR ± (1.0% + 0.01Ω).	MIL-R-39009, 2,000 hours at rated power.
Moisture Resistance	ΔR± (0.5% + 0.01Ω) max.	MIL-STD-202, Method 106,
Thermal Shock	ΔR± (0.3% + 0.01Ω) max.	MIL-STD-202, Method 107, Cond. F,
Terminal Strength	ΔR ± (0.2% + 0.01Ω) max.	MIL-STD-202, Method 211, Cond. A (Pull Test) 2.4N,
Vibration, High Frequency	ΔR± (0.2% + 0.01Ω) max.	MIL-STD-202, Method 204, Cond. D,

- Lead Material: Tinned Copper
- Maximum Torque: 0.9 N-m
- Derating (Thermal Resistance): 0.23W/°K (4.28°K/W)
- Without a Heat Sink, When in Free Air at 25°C, the TR35 is Rated for 2.50W.
- Derating for Temp. above 25°C is 0.02W/°K.
- The Case Temperature is to be used for the Definition of the Applied Power Limit.
- The Case Temperature Measurement Must be Made with a Thermocouple Contacting the Center of the Component Mounted on the Designed Heat Sink.
- Thermal Grease Should be Applied Properly.

